

Analysis of the November 2024 Survey of LLI/NOVA Members

By

Patricia Brennen

Fritz Ernst

Carol Fagnani

Richard Sigman

December 31, 2024

Acknowledgments. We gratefully acknowledge the contributions of members of the LLI/NOVA Board of Directors, who reviewed the survey questionnaire and suggested changes; Bob Huley, who developed the web questionnaire and created a data set of survey results; Janice Viola, who sent out email reminders to all LLI/NOVA members and provided us with additional data and administrative support; and all LLI/NOVA members who responded to the survey and provided us with their comments and opinions.

Cover art: A word cloud created using [wordart.com](https://www.wordart.com) (free version) from the comments entered by survey respondents in the text boxes on the submitted questionnaires. Some word counts were modified for artistic reasons.

Table of Contents

Section 1 - Introduction.....	1
Section 2 - Statistical Analysis.....	2
Section 3 - Key Results and Summaries of Comments	6
Q1. Do you find most of the classes interesting?	6
Q2. Do you prefer in-person or online/Zoom classes?	7
Q3. Monthly Forums: Do you attend?	8
Q4. Special Interest Groups (SIGs): Do you participate in a SIG?.....	10
Q5. Should we continue the [Winter Luncheon] tradition?	11
Q6. Do you have suggestions for Study/Travel?	12
Q7. Do you have suggestions for local outings or overnight trips for our Cultural Excursions Committee to organize?	13
Q8. Is communication between LLI/NOVA and our members sufficient?	14
Q9. Do you read the monthly newsletter?	15
Q10. When did you join LLI/NOVA?	15
Q11. Please provide feedback or general comments	16
Section 4 - Conclusions and Recommendations.....	19

Section 1- Introduction

We collected data from LLI/NOVA members using a web survey. Unlike the 2018 survey, which used Survey Monkey and only asked closed-ended questions, the questionnaire for this survey was a form in MembershipWorks, which permitted us to ask both closed- and open-ended questions. Links to the survey questionnaire were present in LLI/NOVA's November newsletter, published on October 23, 2024, at the top of the homepage of LLI/NOVA's website, and in two reminder email blasts sent to all LLI/NOVA members on October 29 and November 4. We closed the survey to further data collection on November 8, 2024.

The remainder of this section discusses the survey questions. Section 2 summarizes and analyzes the responses to the closed-ended questions. Section 3, which contains sub-sections for each question, highlights key results and summarizes the comments entered in associated text boxes. Section 4 contains our conclusions and recommendations.

Table 1 lists the eleven survey questions. The number of submitted surveys was 110, so the overall response rate was $110/266 = 41\%$. A small number of submitted surveys did not contain responses to all 11 questions. Table 1 displays the number of responses by question.

Table 1. Survey questions

Question	Possible closed-ended responses	Text box?	# responses
Q1. Do you find most of the classes interesting?	Yes, No, I rarely sign up, Other	✓	110
Q2. Do you prefer in-person or online/Zoom classes?	Online, In-person, No difference, Depends	✓	110
Q3. Monthly Forums: Do you attend?	Yes, No, Occasionally	✓	110
Q4. Special Interest Groups (SIGs): Do you participate in a SIG?	Yes, No	✓	108
Q5. We will have an annual winter luncheon on December 4. Should we continue this tradition?	Yes, No, Other suggestion	✓	102
Q6. Do you have suggestions for Study/Travel?	Yes, No	✓	100
Q7. Do you have suggestions for local outings or overnight trips for our Cultural Excursions Committee to organize?	Yes, No	✓	107
Q8. Is communication between LLI/NOVA and our members sufficient?	Yes, No	✓	110
Q9. Do you read the monthly newsletter?	Yes, most of it; No, rarely (or never); I take a quick glance		109
Q10. When did you join LLI/NOVA? (If you have joined more than once, answer with respect to your first time.)	2023 or later, 2020-2022, 2019 or earlier		110
Q11. Please provide feedback or general comments.	(none)	✓	63

Section 2- Statistical Analysis

Figure 1.a displays counts for the possible closed-ended responses to questions **Q1** through **Q10**. A value of "*Blank*" indicates that none of the possible closed-ended responses were selected.

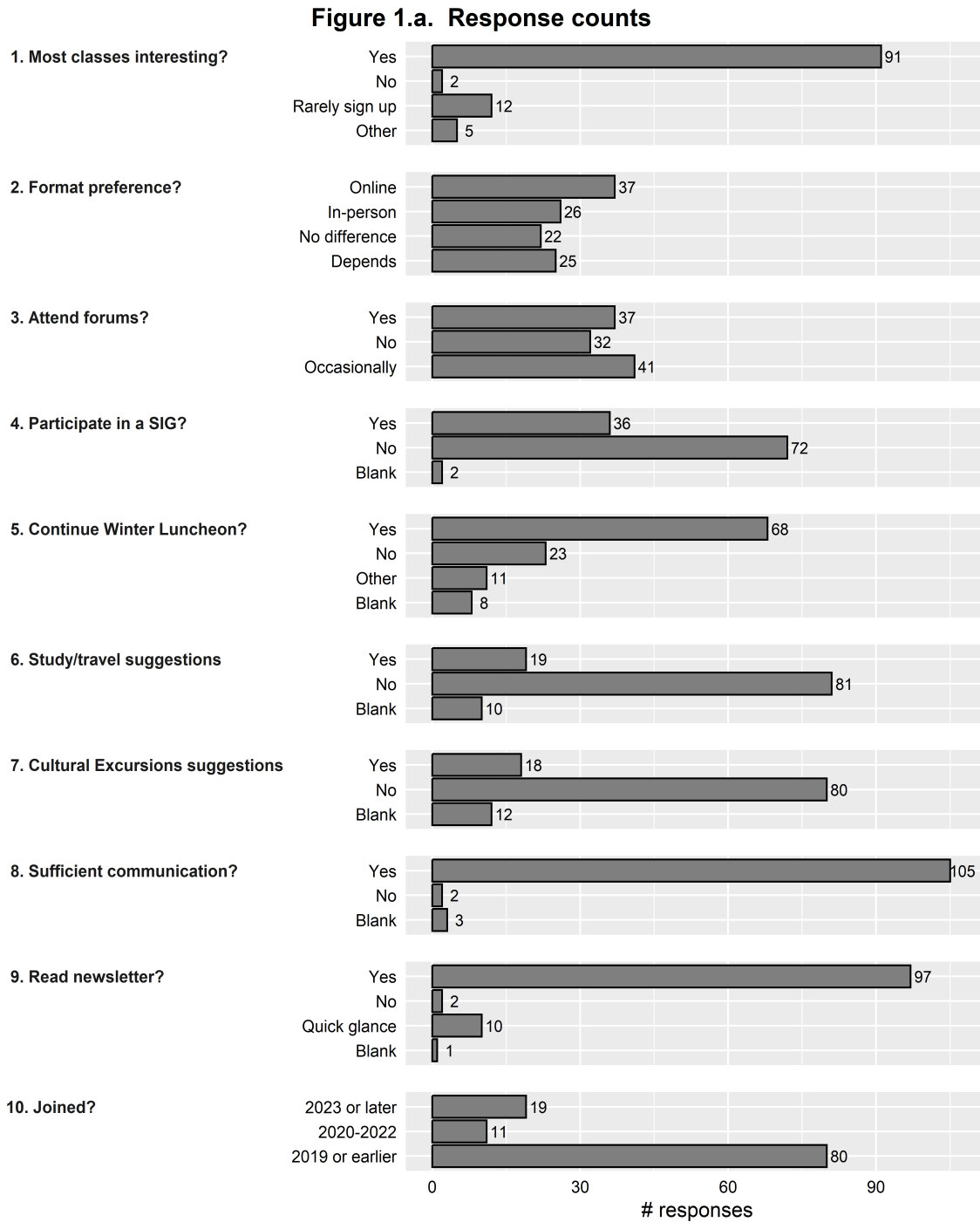


Figure 1.b displays percentages for the closed-ended responses for questions Q1 through Q10. The denominators of the percentages exclude the "Blank" values resulting from the respondent not answering the question.

Figure 1.b. Response percentages

Denominator is number of non-blank responses

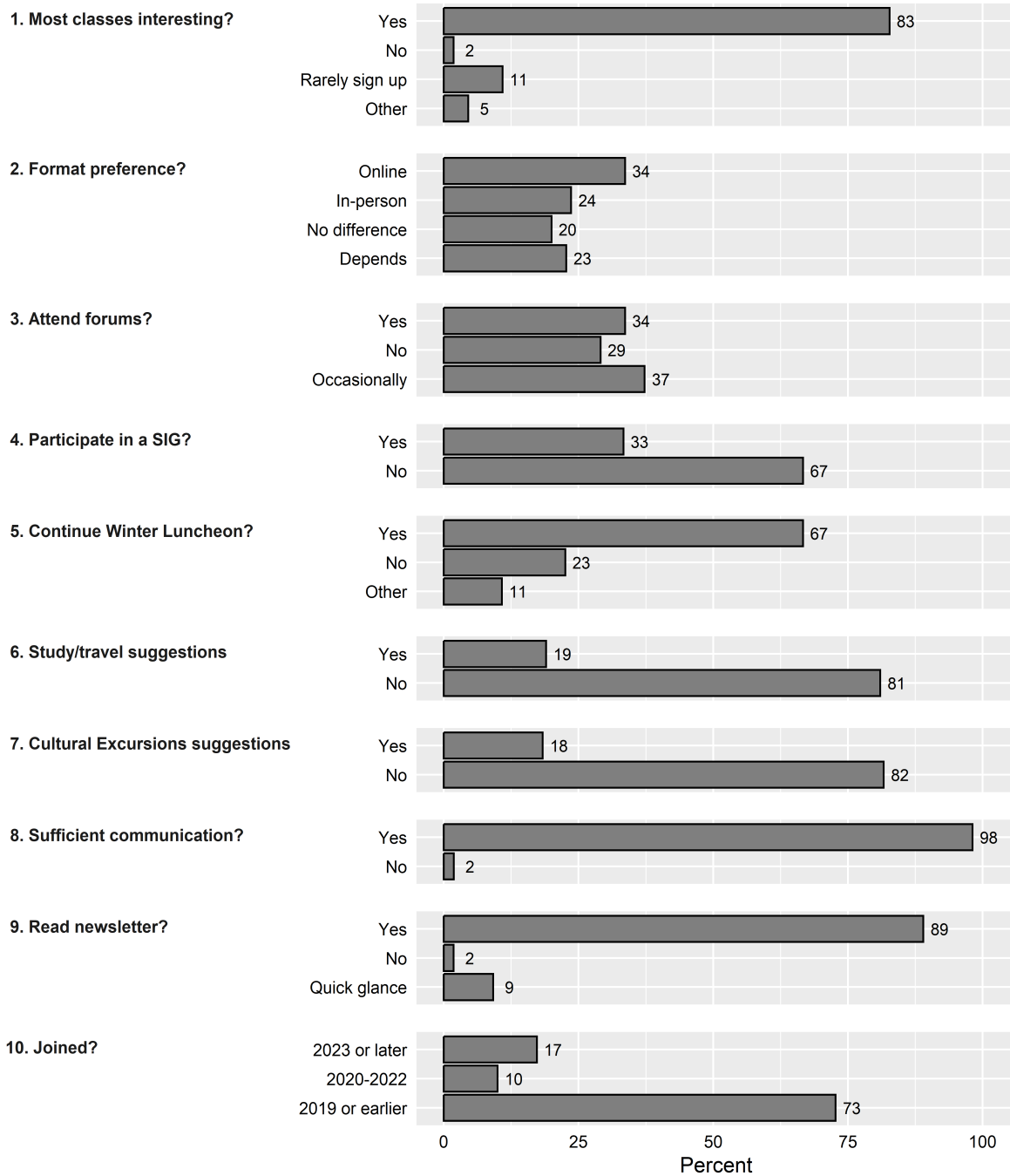
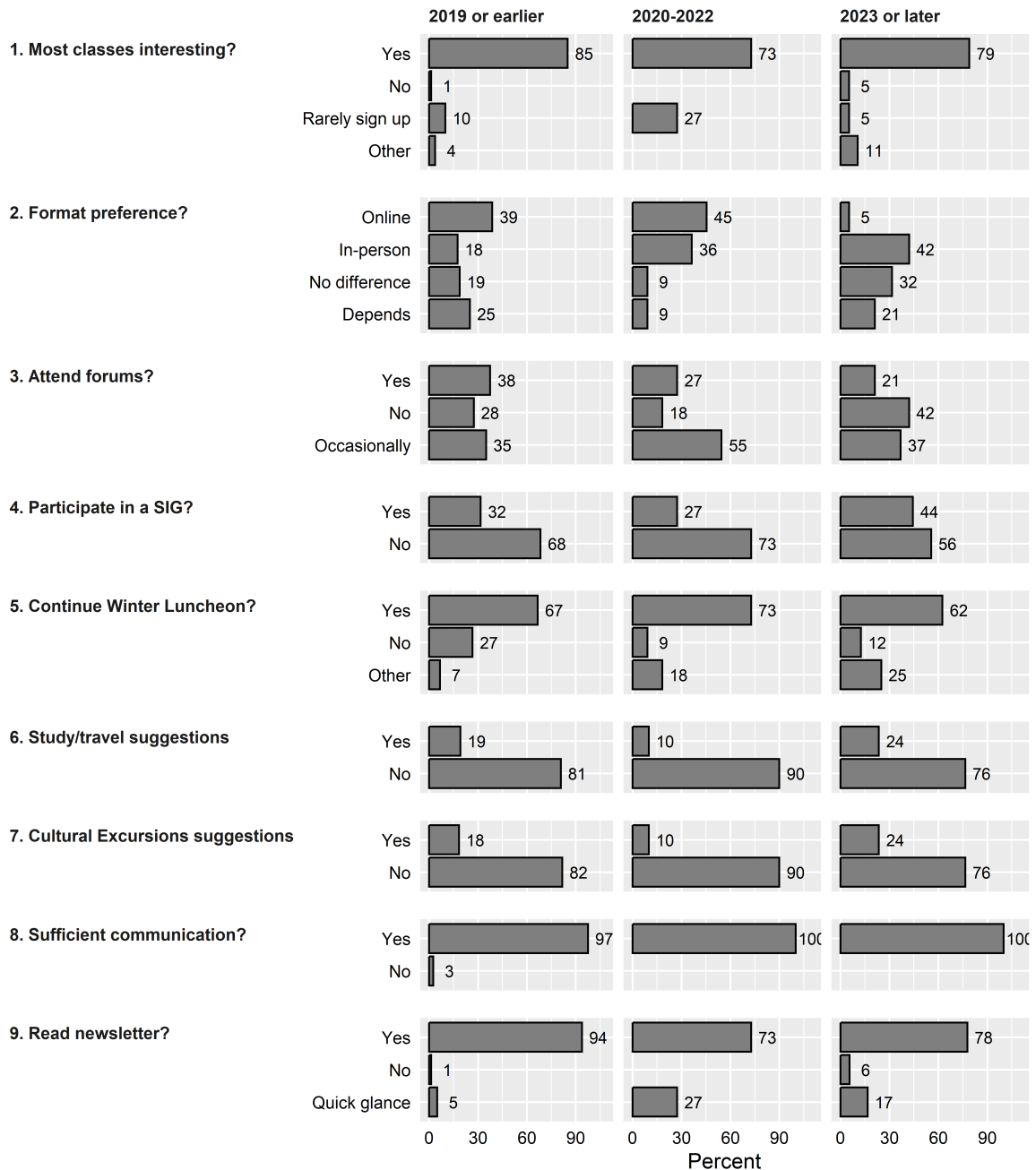


Figure 2.a has nine, not ten, rows of percentage graphs for questions **Q1** through **Q9**, respectively. The possible responses to question **Q10** – “When did you join LLI/NOVA?” – are then used to create three graphs per row. The first column of graphs displays the response percentages for members who joined in 2019 or earlier. The second column, for members who joined in 2020 through 2022. The third column, for members who joined in 2023 or later.

Figure 2.a. Response percentages by Q10 levels (i.e., when joined)

Denominator is number of non-blank responses



The graphs in some of the rows of Figure 2.a look roughly the same, but this is not the case in other rows. If the graphs in a particular row are markedly different, this indicates that respondents' answers to the row's survey question depend on when the respondents joined LLI.

We performed statistical tests to determine which survey questions Q1 through Q9 significantly interact with question **Q10** – "When did you join LLI?" We did this analysis not only for the three possible responses to question **Q10** ("2023 or Later," "2020-2022," and "2019 or earlier") but also for the two collapsed time periods of "2019 or earlier" and "2020 or later."

We found that questions Q2, Q5, and Q9 significantly interact with question Q10. Table 2 lists the three survey questions and discusses the interactions.

Table 2. Survey Questions with statistically significant interaction with question Q10

Question	Interaction
<p>Q2. Do you prefer in-person or online/Zoom classes?</p>	<p>Members who joined in 2022 or earlier prefer online classes. Members who joined in 2023 or later prefer in-person classes</p>
<p>Q5. We will have an annual winter luncheon on December 4. Should we continue this tradition?</p>	<p>Significantly more "No" responses by members who joined in 2019 or earlier (16% difference).</p>
<p>Q9. Do you read the monthly newsletter?</p>	<p>Significantly more "Yes" responses by members who joined in 2019 or earlier (18% difference).</p>

Section 3- Key Results and Summaries of Comments

Q1. Do you find most of the classes interesting?

Key results:

- Members are happy with the courses offered – only two "No" responses.
- Those responding "Other" provided generally positive comments regarding class content and instructor quality.
- Of the twelve who responded, "*I rarely sign up,*" only four provided any comments, with three suggesting they didn't find a class meeting their interests, and one had driving issues.

Summary of comments:

- Class Participation:
 - Some participants previously attended a higher percentage of classes but recently have taken fewer classes. Reasons for reduced participation include other commitments, health issues, and the shift to online classes.
- Class Quality:
 - Many expressed a high level of satisfaction with the quality of classes, noting that instructors are knowledgeable and the classes described as interesting, informative, and enjoyable.
 - Members generally appreciate the variety of topics, with particular praise for history, art, current events, international events, and art museums.
- Curriculum and Organization:
 - The Curriculum Committee was praised for consistently offering a stimulating and diverse class schedule, with many members expressing interest in a wide range of subjects.
 - Some members suggested increasing Zoom classes, especially for winter and bad weather conditions, as it ensures high attendance and makes it easier for members to participate.
 - There were a few comments about difficulties canceling class registrations online and suggestions for improving this process.
 - A call for more science/environment speakers was noted, and a suggestion was made to tap into member expertise for future speakers.
- Specific Classes and Events:
 - Some specific classes that stood out were about cruising around the world, Hamilton, history, art, Great Decisions, and Chef Cal.
 - Other programs like Encore and AARP were also appreciated.

- General Sentiment:
 - Overall, responses regarding classes were very positive, with many members stating they learned a lot from the classes and enjoyed the broad range of topics offered.
 - Some members noted that they tend to choose classes based on personal interest and skip topics that don't appeal to them, which is why not all classes attract the same level of interest.
 - A few members said political commentary is avoided in most classes, which they appreciated.
 - There was only one comment regarding wearing masks, i.e., an individual offered that they were the only one wearing one at the event.

Q2. Do you prefer in-person or online/Zoom classes?

Key results:

- Preference for in-person versus Zoom was mixed with no clear winner.
- Preference was based on when a member joined LLI:
 - Those joining before 2023 showed a preference for Zoom over in-person.
 - Those joining in 2023 or after showed a preference for in-person classes.
- The combined response percentage for "*It depends*" and "*Makes no difference*" exceeded 40%.

Summary of comments:

- Preference for class format:
 - There is a mixed preference for class formats, with many members appreciating Zoom and in-person options depending on individual circumstances and class content.
 - Zoom is favored for convenience, especially during bad weather, health concerns, or mobility issues. Some members particularly enjoy the comfort of learning from home and avoiding travel, parking, and inclement weather.
 - Some prefer in-person classes for social interaction, engagement, and better learning experiences. In-person classes allow easier participation, a better sense of community, and stronger class dynamics.
- Advantages of Zoom Classes:
 - Convenience: Many appreciate that Zoom classes eliminate the need to travel, park, and deal with weather issues. Zoom also allows for flexible participation.
 - Accessibility: Zoom allows members with mobility challenges or health issues to attend classes.
 - Focus on Visuals: Art and history classes, in particular, benefit from Zoom's ability to show slides clearly and in detail, making it easier to appreciate visuals up close.

- Recorded Lectures: Access to recorded classes was also appreciated for those unable to attend live.
- Disadvantages of Zoom Classes:
 - Reduced Interaction: Some members believe Zoom classes lack the same level of social interaction and engagement as in-person classes. For some, the lack of spontaneous discussion or the ability to quickly ask questions can detract from the experience.
 - Technical Issues: A few participants experienced technical problems with Zoom, such as delays in starting or connectivity issues.
- Advantages of in-person classes:
 - Better Engagement: In-person classes are considered more engaging, with better opportunities for discussion and interaction.
 - Social Interaction: Many members enjoy meeting people in person, strengthening the sense of community, and allowing for meaningful conversations. This interaction is a key reason some members join LLI.
 - Better Learning Experience: In-person settings allow for better visibility of presentation graphics and make it easier for instructors to adjust the class flow based on the audience's reactions.
- Challenges with in-person classes:
 - Travel: For some, the location of the class is a key factor in deciding whether to attend in person. Traveling to distant venues, dealing with parking, and other logistical issues can be a deterrent, especially for those with health issues or who live far from the class location.
 - Weather and Parking: Cold weather and the need to park in busy areas are common concerns for in-person attendance, with many members preferring to avoid these challenges by taking Zoom classes during winter months.
- Hybrid preferences:
 - Many members expressed a desire for a hybrid approach, where both online and in-person options are available for each class, allowing members to choose the format that suits their needs and preferences.

Q3. Monthly Forums: Do you attend?

Key results:

- The combined response percentage for "Yes" and "Occasionally" about attending LLI's monthly forums exceeded 60%.

Summary of comments:

- From respondents who answered "**Yes**" to attending the monthly forums:
 - Interest in topics or speakers: Many respondents appreciated the interesting and informative topics, the variety of the speakers, and the associated socialization. However, one respondent stated they were "not particularly interested in presentations by local authors."
 - Location and format: Respondents provided positive feedback about the location and format of the monthly forums.
 - Non-attendance of a few forums due to other commitments, being out of town, or lack of interest in the forum topic.
 - Other: One respondent stated, "Winter weather may not permit attendance but this respondent may not have been aware that the forums are Zoom in the winter months."
- From respondents who answered "**No**" about attending the monthly forums:
 - Distance/location issues: For in-person forums, some respondents do not attend or only attend if they are "really interested in the topic" due to the distance from where they live to the Little River United Church of Christ (LRUCC).
 - Non-attendance due to scheduling conflicts was mentioned by many respondents. One of these comments was that the respondent was not a morning person but would attend forums in the afternoon.
 - Non-attendance due to lack of interest in the topics was mentioned by several respondents.
 - Venue and accessibility: A few respondents indicated they preferred when the forums were held at the Ernst Center, but they did not give a reason. Other respondents were negative about the LRUCC due to (1) it being "difficult to clearly hear the speakers in the configuration needed for the room," (2) too much light from the floor-to-ceiling windows, and (3) "the chairs at the Church hurt my back." One respondent stated their non-attendance of in-person forums was due to their difficulty in walking.
- Other reasons for non-attendance:
 - "Your mask policy"
 - "I have found the groups very cliquish"
 - "I don't drive"
 - "I don't know about these meetings, their location, or what their subject is"
- From respondents who answered "**Occasionally**" about attending the monthly forums:
 - Interest in topics or speakers:
 - Some respondents indicated that some, but not all the forum topics interest them.

- Scheduling conflicts:
 - A respondent said they were also an OLLI member.
- Other:
 - "I try to attend online forums."
 - "Used to be more faithful. Hope to begin attending regularly again."
 - "I guess I miss the NOVA room that we used to use, but I understand why that is no longer the case."

Q4. Special Interest Groups (SIGs): Do you participate in a SIG?

Key results:

- Only one-third of survey respondents indicated participation in a SIG.

Summary of comments:

- Current participation in SIGs:
 - Health, time constraints, or other reasons required a few respondents who had to step away from certain SIGs, such as Bridge or Poetry.
 - Several members expressed high interest in specific SIGs, indicating they value being a member of LLI due to their participation in these SIGs.
 - Newer members are still exploring available SIGs and options.
- Current SIG Interests:
 - Foodies and Friends, Photography, Bridge, and Technology SIGs were explicitly mentioned in the comments as popular and enjoyed by respondents.
 - A suggestion was made to bring back the Poetry SIG in the spring.
- Suggestions for SIGs:
 - Members suggested maintaining an up-to-date calendar of SIG schedules to make it easier for participants to stay informed.
 - Suggestions for new SIGs were:
 - Mahjong
 - Non-fiction book club or perhaps Russian novelists of the 19th and 20th centuries
 - Mystery book club
 - Music Appreciation
 - Evaluating/selling antiques
- General Sentiment:
 - Positive Feedback: Members appreciate the variety and quality of the available SIGs.
 - Room for Growth: Some members are still exploring the available SIGs, with some expressing interest in joining in the future as their schedules or interests evolve.

Q5. Should we continue the [Winter Luncheon] tradition?

Key results:

- Two-thirds of respondents replied "Yes" to continue the Winter Luncheon tradition.
- The response percentages for "No" and "Other suggestions" (or the entry of only a textbox comment) were a function of when a member joined LLI:
 - Those who joined in 2019 or earlier responded 27% "No" and 7% "Other suggestions."
 - Those who joined in 2020 or later responded only 3% "No" and 22% "Other suggestions."

Summary of comments:

- General Sentiment Towards the Winter Luncheon:
 - Positive feedback:
 - Many members enjoy the luncheon as a special time to socialize.
 - Mixed participation:
 - Some members do not generally attend social gatherings, whereas others highlight the luncheon as enjoyable and well-organized.
 - Cost concerns:
 - A few members find the event too expensive.
- Tradition and Participation:
 - Appreciation of tradition:
 - Some members value the tradition and highlight it as a significant event of the year.
 - Character change:
 - Some feel the event's character has changed and no longer find it as appealing.
 - New member interest:
 - New members expressed interest in attending for the first time. A new member attended the last luncheon, provided positive feedback, and met new friends.
 - Diverse preferences:
 - Many respondents enjoyed attending, whereas others were not interested in attending but felt it should continue for those who were interested.
- Suggestions for Improvement:
 - Event structure:
 - Some prefer that the luncheon be less formal – no entertainment, no speakers—with more time for mingling.
 - Venue:
 - A few concerns about the current venue's cost, food quality, and service. One respondent suggested finding a similar but more affordable venue.

- Timing of entertainment:
 - A respondent suggested that the entertainment should occur at the end of the lunch rather than during the first hour for better engagement.
- Increase attendance at the luncheon or an alternative.
- Suggestions for other activities:
 - Summer picnic:
 - Multiple suggestions for a summer picnic, either catered or with members bringing their own food. A respondent acknowledged, "It is, of course, difficult to get volunteers to organize any activity these days."
 - Smaller gatherings:
 - Proposals for happy hours, dinners, or social meetings at members' homes for members within smaller geographic areas.
 - Cocktail parties were suggested to encourage more mingling.
 - Wine tasting at a vineyard.
 - Crab feast.
 - Toy collection and discussion groups:
 - Suggestion of a December forum to collect kids' toys and have small group discussions.

Q6. Do you have suggestions for Study/Travel?

Key results:

- Approximately one-fifth of the respondents provided comments and suggestions.
- One-third of the provided suggestions were for trips to Canada or within the USA, with a particular interest in our national parks.

Summary of comments – member-suggested trips:

- USA:
 - Hawaii
 - Niagara Falls
 - Burlington, VT
 - Norfolk region
 - Western Maryland for fall foliage
 - Western national parks
- Other trips in North America:
 - Canada
 - Caribbean
- Europe:
 - Portugal
 - Spain
 - French wine country

- Scandinavia
- Baltic region
- Asia:
 - Turkey
 - Vietnam

Q7. Do you have suggestions for local outings or overnight trips for our Cultural Excursions Committee to organize?

Key results:

- Approximately one-fifth of the respondents provided comments and suggestions.

Summary of comments:

- Transportation:
 - Several members commented that they liked it when the transportation was provided but understood that it's too expensive today. In some cases, health was a reason they no longer drove or did not drive as often as they used to.
 - Only two comments were about carpooling. One respondent wanted it available for members who could no longer drive, and the other respondent did not want to drive far or be driven by other drivers whose driving ability was unknown.
- Day trips versus overnight trips:
 - Some members wanted overnight trips, and others only wanted day trips.
 - Several members suggested trips that could be either local day trips or overnight trips. Interestingly, five respondents who joined in 2023 suggested several trips, including many that would be overnight trips.
- Member-suggested local trips:
 - Cinema Arts, Fairfax City
 - Embassy of Italy, WDC
 - Italian Cultural Institute, WDC
 - Italian Ministry of Foreign Affairs and International Cooperation, WDC
 - Dupont Underground Mosaico Italian multi-media exhibition, WDC
 - Washington National Cathedral, WDC
 - Basilica of the Shrine of Immaculate Conception, WDC
 - Franciscan Monastery, WDC
 - Library of Congress, WDC
 - Green Springs Gardens, Annandale, VA
 - Historic Blenheim, Fairfax City, VA
 - Botanical Garden, WDC
 - Richmond, VA, museums
 - Lancaster, PA

- Member-suggested overnight trips:
 - Richmond, VA museums (could be day or overnight)
 - Charlottesville, VA
 - Perry Glass Studio, Norfolk, VA
 - Chrysler Museum of Art, Norfolk, VA
 - Williamsburg, VA
 - Niagara Falls, NY
 - Hudson River, NY
 - New York City, NY
 - Biltmore, Asheville, NC
 - Shanksville, PA, memorial site and nearby locale
 - Philadelphia Museum, PA
 - Brandywine Museum, Chadds Ford, PA
 - Shenandoah, WV

Q8. Is communication between LLI/NOVA and our members sufficient?

Key results:

- The percentage of "Yes" responses about there being sufficient communication between LLI/NOVA and its members was 98%.

Summary of comments:

- From 17 respondents who answered "**Yes**":
 - Positive feedback about the newsletter
 - Janice's timely email communications
 - The President's monthly articles
 - The user-friendly website
 - Coordinators being easy to contact
 - Board members being "open and easy to communicate with and readily available."
 - One respondent commented, "I get 'spammed' by so much email that I am thankful for just the amount that I receive from LLI."
- Examples of appreciation for Janice's email reminders:
 - Reminders about forum food collections
 - Reminders about due dates, e.g., to participate in the LLI survey.

- Suggestions:
 - "...be careful of becoming 'junk mail.'. It will if used too often."
 - "If at all possible, [for rescheduled or canceled events], please identify the original date/time of the event when you send the notice with the revised date/time. I have often spent a lot of time searching for the initial calendar notice to delete or to revise it to the new date/time."
 - "... it is important to put the word out there when a member is dealing with major issues so, if they want to, members can reach out to them."
- From two respondents who answered "**No**":
 - "More is always better."
 - "With lower Forum attendance and perhaps less reading of the newsletter (which I don't get to immediately), you might send an email blast with an outline of the [forum's] announcements."

Q9. Do you read the monthly newsletter?

Key results:

- The percentage of respondents who read the newsletter or take a quick glance at it exceeds 95%.
- The response percentage for "*I take a quick glance*" depends on when a member joined LLI:
 - Only 5% for those who joined in 2019 or earlier.
 - 21% for those who joined in 2020 or later.

Question **Q9** did not have a text box for comments.

Q10. When did you join LLI/NOVA?

LLI/NOVA uses the software package MembershipWorks to process administrative data about LLI members. To better understand the 110 survey responses for Question **Q10**, we analyzed a data file downloaded from MembershipWorks, which contained the dates members joined LLI for all 266 current LLI members as of November 8, 2024 (the date we closed the survey). Table 3 compares the survey's Q10 response percentages (n=110) with those computed from administrative data for all current LLI members (n=266).

Table 3. Comparison of **Q10** percentages from the survey and administrative data

When joined?	Data source		Difference
	Survey	All current members	
2019 or earlier	73%	62%	11%
2020, 2021, or 2022	10%	10%	0%
2023 or later	17%	28%	-9%
TOTAL	100%	100%	

Key results:

- The survey over-represents LLI members who joined in 2019 or earlier and under-represents members who joined in 2023 or later.

Question **Q10** did not have a text box for comments.

[Q11. Please provide feedback or general comments](#)

A respondent entering a comment in a text box was the only type of response permitted for Question **Q11**. Out of the 110 members who submitted a survey, 63 respondents entered a comment in this question's text box. Some of these comments were very general, whereas others were about a particular type of LLI event or the degree to which members participated in LLI activities.

The very general comments provided positive feedback about all LLI's activities. Some of these comments were the following:

- "I love LLI/NOVA"
- "I have enjoyed all of my time with LLI"
- "I am very satisfied with all aspects of LLI"

A bit less general but positive was a comment from a member who joined in 2023 or later and said they were "a new member and looking forward to participating" and several comments about the reasonableness of LLI's \$125 annual membership fee.

Many respondents expressed their appreciation of the work done by LLI's volunteers, leaders, and Administrator. A few respondents commented about enjoying serving on LLI's committees and Board of Directors and the need for additional LLI members to volunteer to lead or assist with LLI activities.

There were many responses about the degree to which members were able to participate in LLI activities. These comments discussed the following issues:

- Scheduling matters:

- Several comments were schedule-related—that is, respondents would attend more activities, but their schedules did not permit it. A respondent commented that they joined LLI to play bridge, but the Bridge SIC meets when they are unavailable. This respondent would "love a Friday, Monday, or weekend time" for when the Bridge SIC meets.
- Another respondent stated: "I sometimes don't sign up for a course because it is so far down the road, and I always feel bad canceling if something comes up and I can't attend."
- Health Issues:
 - Several respondents stated that due to health issues, they are now less active in LLI than they had been in the past.
 - A respondent noted, "I got out of the habit of going to LLI events during the pandemic and just haven't gotten back in the swing of attending sessions."
- Other:
 - A respondent mentioned they are less active than their spouse
 - Another respondent stated that after LLI did away with the paper catalog, they rarely attended classes due to their finding it difficult to navigate the online information about LLI classes.
 - Another respondent commented, "We realize we haven't taken advantage of all that LLI offers. We hope to do so in the future."

There were two negative comments:

- "Members often express their political opinions either before some classes begin and/or actually during some classes. This is insensitive to people who have different opinions."
- The 2023 Winter Luncheon "was underwhelming compared to previous ones."

Respondents also commented about other LLI activities:

- LLI classes:
 - Many respondents enjoy LLI classes. The stated reasons included the quality of the instructors, diversity and variety of course topics, learning new things, and interacting with other attendees at in-person classes.
 - Several comments about LLI classes indicated a preference for online or hybrid courses. The stated reasons were weather, medical conditions, living elsewhere, and the respondent's schedule did not allow sufficient time to drive, park, and find the classroom.
 - One respondent asked, "Why do some classes have delayed opening or early closing?"
 - There were several comments about parking. One stated, "The two buildings we use are close to the parking garage," whereas another comment stated that parking at NOVA was a hassle and involved too much walking. A respondent suggested that LLI members be provided free parking in the NOVA parking garage (e.g., via a card put on

the front windshield). Another respondent suggested that some classes be held at the John Marshall Library in Rose Hill, where parking is free, and there was good attendance at such classes in the past.

- Additional suggestions (each by one respondent):
 - "No need for classes on decluttering or adapting for old age. Such classes duplicate information readily available from the County and AARP."
 - Interest in classes on "simple technology – iPhones, laptops, smart TVs, etc."
- "There needs to be a capability to cancel a registration online on the LLI website instead of contacting the course coordinator."
- Monthly forums:
 - Several respondents commented that they enjoyed the monthly forums, with a few comments stating the reason was the interesting speakers and another respondent saying the reason was the social interaction. One respondent wondered, "If we also Zoomed the [in-person forums] at the same time, would we have more 'attendance' or fewer in-person [attendees]?"
- LLI Newsletter:
 - One respondent said the "newsletter is extremely well done and has great articles."
- Bridge SIG:
 - One respondent said they loved the bridge SIG.

Section 4- Conclusions and Recommendations

Q1. Do you find most of the classes interesting?

Conclusions:

- Members are happy with the courses offered – only two "No" responses.
- A few respondents said they didn't sign up for classes because they could not find a class aligned with their interests.

Recommendations:

- Continue to provide classes with a broad spectrum of topics.
- Continue to encourage members to sign up for classes.
- Seek to have additional classes offered by members or others. Respondents expressed interest in topics such as art, history, and science.
- Review procedures allowing members to cancel a class online.

Q2. Do you prefer in-person or online/Zoom classes?

Conclusions:

- Preference for in-person versus Zoom was mixed with no clear winner. Both had advantages and disadvantages expressed.
- The combined response percentage for "It depends" and "Makes no difference" exceeded 40%, suggesting significant ambivalence to the manner of presentation.
- Those joining before 2023 showed a preference for Zoom over in-person.
- Those joining in 2023 or after showed a preference for in-person classes.
- Hybrid classes would appear to encourage increased attendance.

Recommendations:

- Continue to use both formats as appropriate.
- Revisit possible use of hybrid classes and implement when and if possible.

Q3. Monthly forums. Do you attend?

Conclusions:

- The combined response percentage for "Yes" and "Occasionally" about attending LLI's monthly forums exceeded 60%.
- For the near future, the location of the monthly forums at the Little River United Church of Christ (LRUCC) is satisfactory. The Ernst Center has been priced out of our budget.

- Audio problems may need to be addressed, particularly for those sitting in the side area.
- The quality of the speakers and their topics are key to the monthly forums. If members are not interested, they are unlikely to attend.

Recommendations:

- Speakers should use the microphone rather than walk and talk without it.
- One respondent commented that members attending the monthly forums are clique-ish. Providing LLI officers, committee chairs, and SIG members with identifying labels or ribbons to attach to their LLI badges may stimulate variation in conversation patterns before and after the forum.

Q4. Special Interest Groups (SIGs). Do you participate in SIGs?

Conclusion:

- Only one-third of the survey respondents indicated participation in a SIG. Consequently, the creation of additional SIGs may increase the involvement of existing members in SIGs and possibly attract new members to join LLI.

Recommendations:

- Review the level of participation in existing SIGs and the degree of interest in establishing new SIGs based on suggestions made in comments. (See Section 2's summary of the Q4 comments for a list of suggested new SIGs)
- Consider reviving the Poetry SIG in the spring.
- Consider publishing a "special" newsletter about SIGs that provides information on what is available and encourages additional participation in current or potential new SIGs.
- Consider highlighting a different SIG at each Forum (e.g., a five-minute recruiting pitch by a SIG member)
- Encourage new members to become involved in current SIGs or to start new ones.
- Keep schedule information about SIGs current on the website.

Q5. Continue the Winter Luncheons?

Conclusions:

- Two-thirds of respondents replied to continue the Winter Luncheon tradition. (Many respondents enjoyed attending, whereas others were not interested in attending but felt it should continue for those who were interested.)
- Respondents not in favor mentioned its cost, the 2023 luncheon being quite different from those in the past, or their preference for other activities such as a summer picnic, smaller gatherings at members' homes, a cocktail party, a crab feast, wine tasting at a vineyard, or a December forum to collect kids' toys and have small group discussions.

- The response percentage for "*Other suggestions*" (or the entry of only a textbox comment) was 22% for respondents who joined in 2020 or later and only 7% for those who joined in 2019 or earlier, suggesting there is more interest in other social activities among members joining more recently compared to those who joined earlier.

Recommendations:

- Continue having a Winter Luncheon.
- Consider other social activities if volunteers can be found to organize them.

Q6. Do you have suggestions for Study/Travel?

Conclusions:

- Respondents suggested trips to Europe, Turkey, Vietnam, the Caribbean, Canada, and within the USA, with a particular interest in our national parks.
- One-third of the provided suggestions were for trips to Canada or within the USA.
- See Section 2's summary of the **Q6** comments for more details.

Recommendation:

- When planning future Study/Travel trips, the Study/Travel Committee chair should consider the respondents' suggestions. Adding more North America trips is a particular interest of the members who commented.

Q7. Do you have suggestions for local outings or overnight trips for our Cultural Excursions Committee to organize?

Conclusions:

- Our members have a wide range of interests, varying levels of physical health, and different degrees of mobility.
- Some members are interested in getting out and doing the meetups, while others have decided that it is no longer feasible for them to drive themselves or take the Metro. Some members prefer only local trips, and others are interested in overnight trips in Virginia and out of state. Several members suggested destinations that they were interested in.

Recommendation:

- Have the Chairperson of the Cultural Committee contact the members who suggested local or overnight trips to invite them to be part of the planning group, provided they indicated they were willing to be contacted about their survey responses.

Q8. Is communication between LLI/NOVA and our members sufficient?

Conclusion:

- LLI/NOVA is doing a good job communicating with its members. The percentage of affirmative responses was 98%.

Recommendations:

- None.

Q9. Do you read the monthly newsletter?

Conclusions:

- LLI/NOVA's newsletter is well-received and informative. The percentage of respondents who read the newsletter or take a quick glance at it exceeds 95%. However, nearly a quarter of the respondents who joined LLI in 2020 or later responded that they only took a quick glance at it.
- In contrast, only 5% of the respondents who joined in 2019 or earlier responded that their examination of the newsletter was a quick glance.

Recommendations:

- None.

Q10. When did you join LLI?

Conclusions:

- The survey over-represents LLI members who joined in 2019 or earlier and under-represents members who joined in 2023 or later.
- Consequently, findings based on all the survey responses may be biased for the questions that have a statistically significant interaction with question Q10 – that is, questions Q2, Q5, and Q9.

Recommendation:

- For questions Q2, Q5, and Q9, make conclusions for groups of respondents based on when they joined LLI. (This recommendation was followed above.)